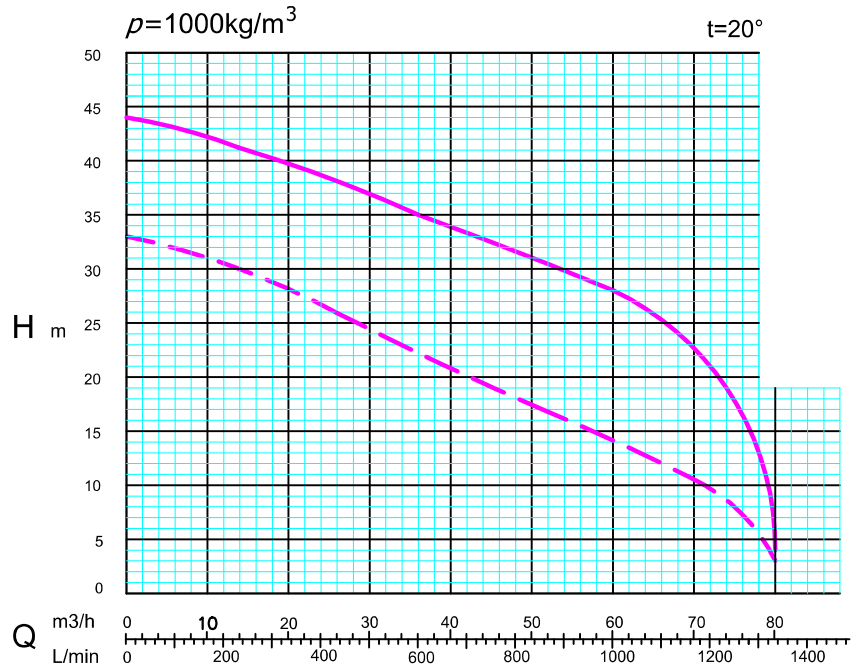
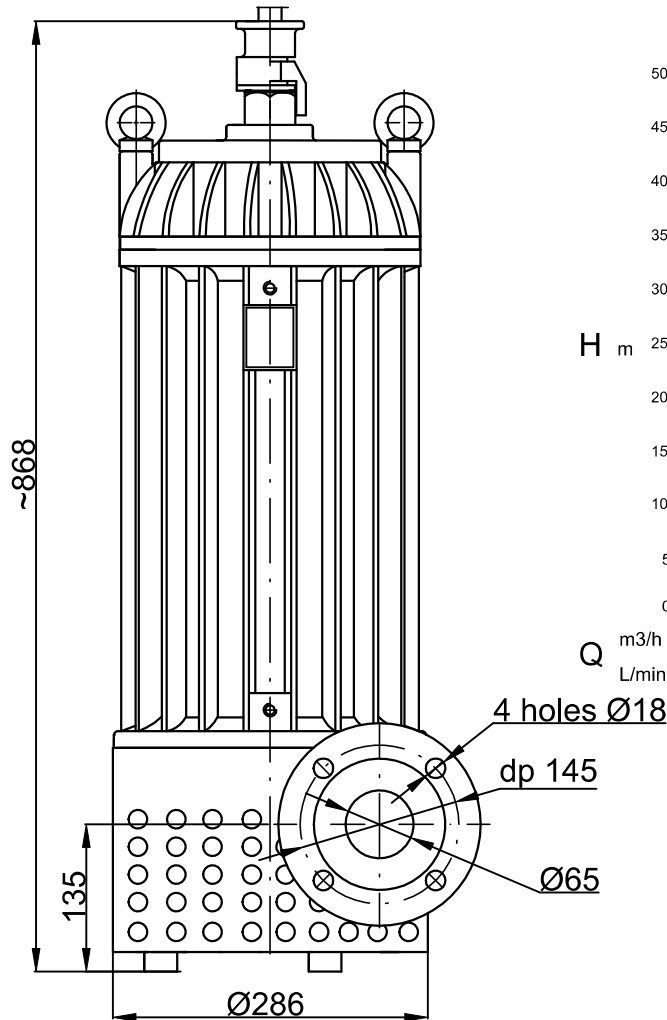


PUMP CHARACTERISTICS




* impeller construction:
 — closed impeller (z)
 - - - open impeller (o)

* voltage version:
 1 - voltage 400V
 2 - voltage 500V
 3 - voltage 1000V
 4 - voltage 500/1000V
 switchable engine

Pump is certified ATEX, number: OBAC 11 ATEX 290X

PARAMETERS OF THE PUMP

		PSZ-65D*z			PSZ-65D*o		
Efficiency	[m³/h]	0-80			0-80		
Lift height	[m]	44-4			33-3		
Power (nominal)	[kW]	9			7,5		
Voltage	[V]	400	500	1000	400	500	1000
Nominal power consumption	[A]	14,8	13	7	12,4	10	6
Rotational speed	[rotation/min]	2920					
Weight	[kg]	154					
Maximal submergence level	[m]	20					
Protection degree		IP 68					
Explosion proof marking		 IM2c Exd I Mb					
Max impurity	[mm]	25			30		